



Exercise Pen with Door

800-428-8560
midwesthomes4pets.com
P.O. Box 1031
Muncie, Indiana 47308



Assembly Instructions for Model Numbers 524DR, 530DR, 536DR, 542DR, 548DR

IMPORTANT INFORMATION

Remove collar, tags, and leads from pet before placing it in the home to prevent possible entanglement.

Unwrap and remove all parts from the box. Keep the box and packing material until the product is assembled. In case of return or exchange, failure to return product in similar condition as received could result in limited reimbursement. Please save sales receipt as proof of purchase for warranty purposes. Check to ensure you have all the parts below. If you discover any parts are missing, immediately call our toll-free service helpline at 1-800-428-8560 (Monday - Friday 9 a.m. to 4 p.m. EST) or email customer service at info@midwesthomes4pets.com.

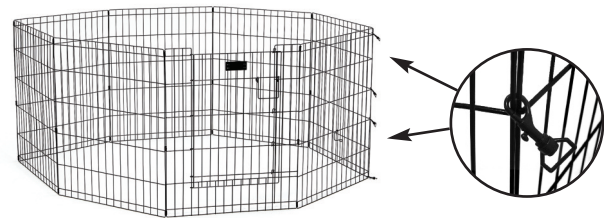
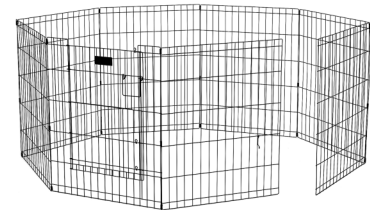
Parts Include: Exercise Pen (8 connected panels), 4 Ground Anchors, and 4 Snaps

ASSEMBLY INSTRUCTIONS


1. Remove contents from the carton. Locate the exercise pen, ground anchors, and snaps.

Configure the pen and connect the two ends with snaps. For best results, place snaps at the top and bottom between the two closely spaced wires. Space the remaining two snaps evenly along the middle wires.

Note: The pen can be moved and reconfigured after it has been assembled.



2. For added safety, install a ground anchor at the bottom right corner of the door panel. Then install the remaining anchors, spacing them evenly around the perimeter of the pen (Figure 1).



To Operate the Door:

Lift the locking handle, raise the door up until it clears the top of the eyelets, then swing open (Figure 2).

To close, swing the door back toward the pen, lift the door up with locking handle until it clears the top of the eyelets, and push the door firmly against the pen before lowering the door. The door is secure when positioned behind the eyelets and the locking handle is in the down position (Figure 3).




Figure 2

Eyelets


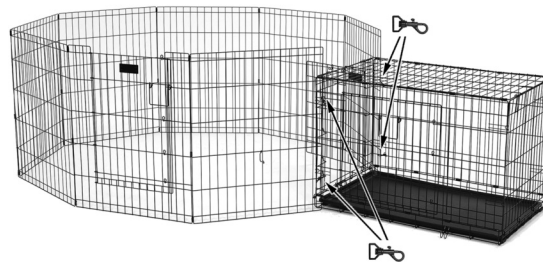


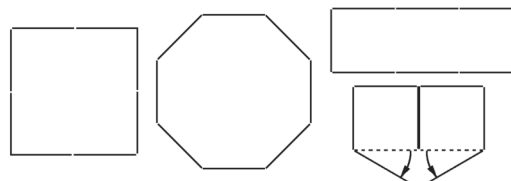
Figure 3



The LifeStages Exercise Pen can be connected to any MidWest crate. Be sure the crate is assembled according to the printed instructions. Connect the two ends of the pen to the crate, using the four included snaps.



The exercise pen can be set up in many different configurations. **Note:** The exercise pen can be moved and reconfigured after it has been assembled.



TOLL-FREE SERVICE HELPLINE: If you have any problems or questions with the assembly of your new LifeStages exercise pen, call our Service Helpline at: 1-800-428-8560 between 9:00 a.m. and 4:00 p.m. (EST) Monday through Friday.

LIMITED MANUFACTURERS WARRANTY

1. For one (1) year from the date of original purchase, MIDWEST Homes For Pets (“MIDWEST”) warrants to the purchaser of this exercise pen that, should it prove defective by reason of improper workmanship and/or material, MIDWEST will repair or replace, at its option, any defective part of the pen, without charge for the part or for shipping. Replacement parts are warranted for the remainder of the original period.
2. **THIS WARRANTY DOES NOT COVER** defects in the exercise pen caused by any animal, any physical abuse to or misuse of the pen, any damage caused by the original purchaser or any third party, or any defects arising or discovered more than one (1) year from the original retail purchase date.
3. **STEPS TO OBTAIN WARRANTY SERVICE:**
 - A. The purchaser must call MIDWEST’s HELPLINE, 800-428-8560, to report the alleged defect to a customer service representative or obtain missing parts.
 - B. The customer service representative will determine if the defect is covered by this warranty, and if it is, will authorize and instruct the purchaser in how to obtain corrective action.
 - C. MIDWEST may require the purchaser to present the sales receipt or other proof of purchase prior to authorizing any return or replacement. No returns or replacements will be permitted without proper authorization. If a return or replacement is authorized, you may be requested to return the item to MIDWEST or to make the item available for pick-up by MIDWEST.
4. **ANY EXPRESS WARRANTY NOT PROVIDED IN THIS WARRANTY DOCUMENT, AND ANY REMEDY FOR BREACH OF CONTRACT THAT, BUT FOR THIS PROVISION, MIGHT ARISE BY IMPLICATION OR OPERATION OF LAW, IS HEREBY EXCLUDED AND DISCLAIMED. THE IMPLIED WARRANTIES OF MERCHANTABILITY AND OF FITNESS FOR ANY PARTICULAR PURPOSE ARE EXPRESSLY LIMITED TO A TERM OF ONE (1) YEAR. SOME STATES DO NOT ALLOW LIMITATIONS ON HOW LONG AN IMPLIED WARRANTY LASTS, SO THE ABOVE LIMITATIONS MAY NOT APPLY TO YOU.**
5. **UNDER NO CIRCUMSTANCES SHALL MIDWEST BE LIABLE TO PURCHASER OR ANY OTHER PERSON OR ANY SPECIAL, INCIDENTAL OR CONSEQUENTIAL DAMAGES, WHETHER ARISING OUT OF BREACH OF WARRANTY, BREACH OF CONTRACT OR OTHERWISE, SOME STATES DO NOT ALLOW THE EXCLUSION OR LIMITATIONS OF INCIDENTAL OR CONSEQUENTIAL DAMAGES, SO THE ABOVE LIMITATIONS OR EXCLUSION MAY NOT APPLY TO YOU.**
6. This warranty gives you specific legal rights, and you may also have other rights which vary from state to state.

For a Complete Listing of Products

**Crates • Pet Beds • Crate Casters
Feed Bowls • Kennels ...**

- Come Visit Our Website

