




REPITAT

Repitat Reptile Carrier

Lid removal/assembly Instructions



REPITAT



Guidelines for Using Your Pet Habitat

This impact-resistant plastic habitat makes an ideal everyday home or as a temporary carrier for transporting all kinds of pets; amphibians, reptiles or small animals. Providing a comfortable place when transporting your small pet during travel or trips to the vet.

Crystal clear construction allows for full 360 degree viewing from any angle while featuring a twist-locking lid with snap-shut top to keep your pet safe and secure. Completely ventilated with air slots to encourage optimum air circulation plus rounded corners which aids in easy cleaning and maintenance. Ideal also for quarantining sick or unfriendly pets.

Transporting Your Pet during Cold or Hot Weather

Probably the most obvious consideration when transporting your pet is temperature. The weather is not usually much of a problem when making short trips, but some precautions are advisable. Maintaining the proper temperature is the most important part of safe reptile transport.

In particularly cold weather, ensure that the animal is well insulated, adding a towel or crumple up paper towels to help keep your pet comfortable and warm.

In very hot weather be sure to keep the reptile carrier shaded and out of direct sunlight. Carriers left in direct sunlight, such as in a car, can quickly overheat your pet. Be aware that cold will take some time to kill your pet but excess heat can kill in minutes.

Tips for Cleaning Your Habitat

Remove solid waste and debris with warm water and a soft cloth or sponge. Do not use window cleaner or alcohol solvents. To disinfect the habitat, use a non-abrasive cleaner and rinse the unit thoroughly to ensure no soapy residue remains. Dry the unit with a soft cloth.