


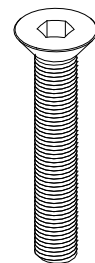


**CT18308A**

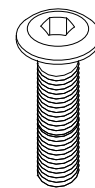


- 1>For additional stability, tight screws and posts as much as you can and place item against wall or corner.
- 2>Inspect product often and re-tight screws if necessary.
- 3>Supervise your pet the first time they use it.
- 4>**KEEP AWAY FROM CHILDREN TO AVOID ACCIDENT.**

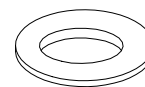
- 1>Pour une sécurité accrue, bien serrer les vis et les montants et placer l'unité contre un mur ou dans un coin.
- 2>Nous vous conseillons de vérifier le produit souvent et de resserrer les vis au besoin.
- 3>Surveiller votre animal la première fois qu'il se sert du griffoir.
- 4>**PAR PRUDENCE, NE LAISSEZ PAS UN ENFANT JOUER AVEC CE GRIFFOIR.**



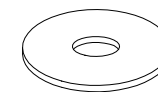
2x



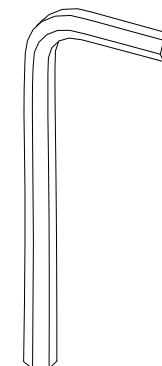
1x



2x



1x



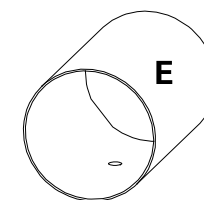
1x



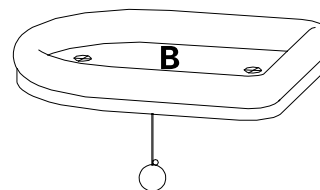
**D** 1x



**C** 1x



**E** 1x



**B** 1x



**A** 1x



**F**

1x



**G**

1x



**H**

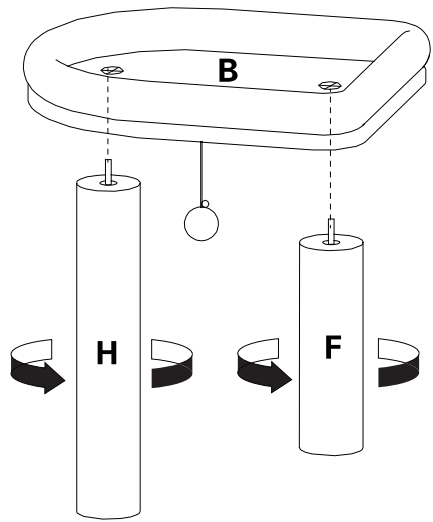
1x



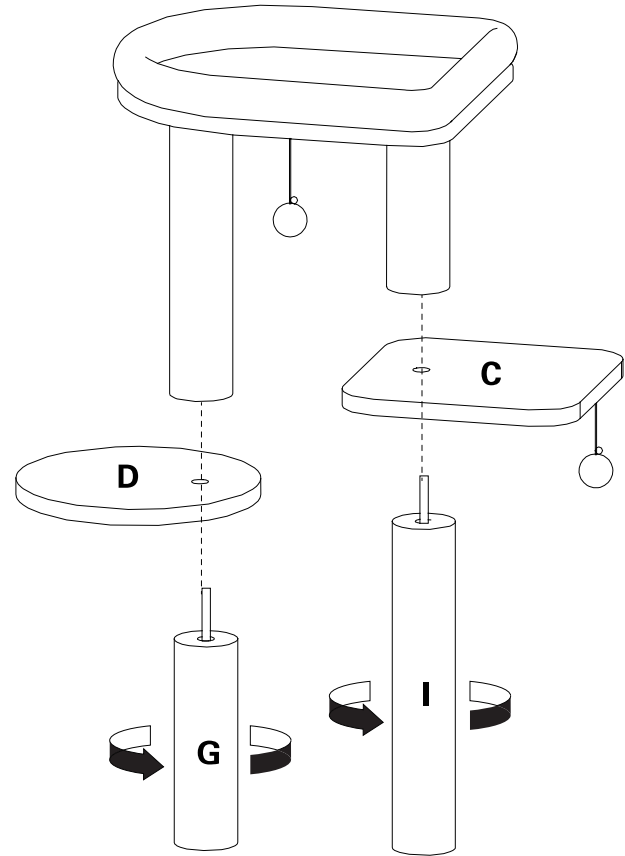
**I**

1x

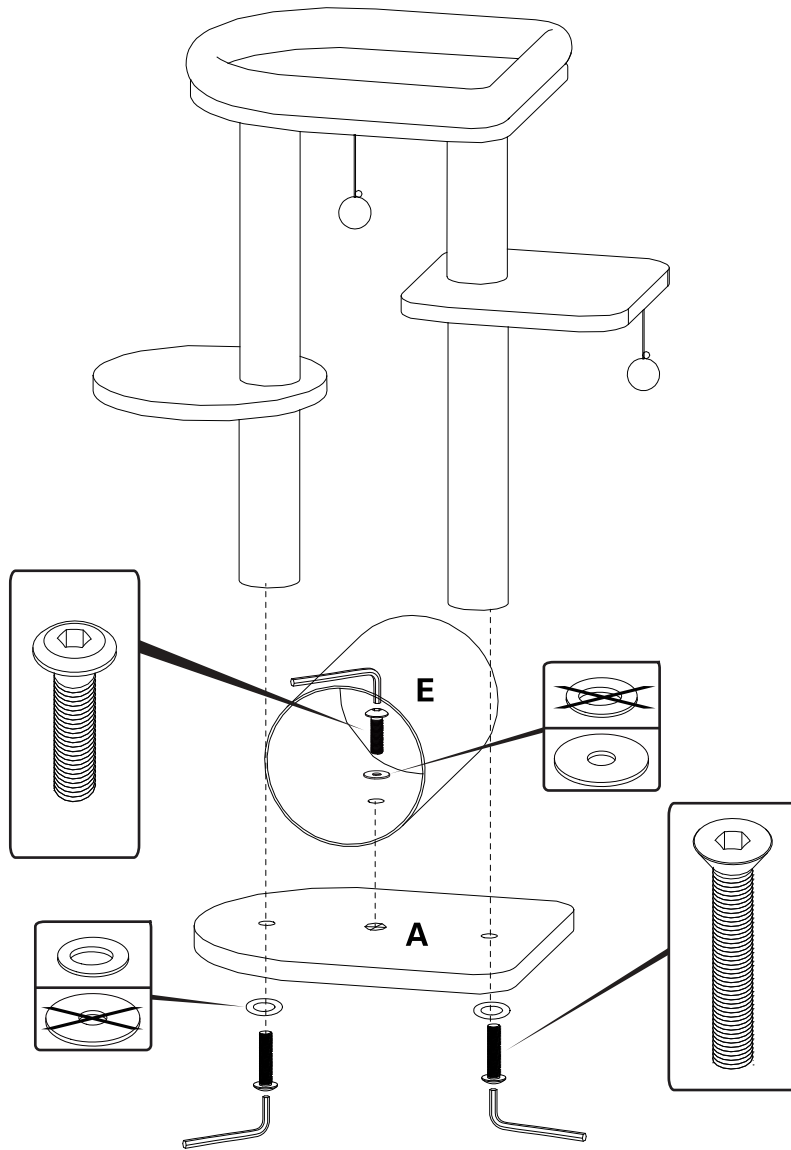
1



2



3



**Warning:**

Please lift the product when handling, do not slide the product. Manufacturers and retailers are not responsible for any damages caused by improper movement.

**Cleaning Tips:**

Best done with a Lint Roller

Vacuum gently around small areas such as Perches if necessary

**Avertissement:**

Toujours soulever l'item pour le d é placer, ne pas glisser  
Le fabricant et le d é taillant ne sont pas responsable de tout dommage caus é par une mauvaise manipulation du produit

**Conseils d'entretien:**

Utiliser un rouleau adh é sif

Utiliser un aspirateur lorsque n é cessaire, tel que sur les perchoirs

**¡Advertencia!**

Levante todo el producto para moverlo, no deslizar

El fabricante y los minoristas (comercios) no son responsables del daño al piso u otros lugares/productos causado por mover inapropiadamente el producto.

**Consejos de limpieza:**

Por favor use rodillo de pelusa

Aspire suavemente las á reas pequeñas como la percha si es necesario