

# CUBE

## Key Finder

### Instruction

#### Pairing

1. Install APP on your smart phone or tablet  
IOS: search "CUBE Tracker" on Apple App Store.  
Android: search "CUBE Tracker" on Google Play Store.
2. Open the app and follow on screen instructions to connect your CUBE.
3. Name your connected CUBE and take a picture of what it is connected to if desired using on screen instructions.
4. Add additional CUBE trackers using the + button on the home screen.

#### Search for a CUBE

Open the CUBE app, a list of connected CUBE trackers will display. Select the CUBE you want to locate. Press find and the lost CUBE will ring.

#### Search for Phone

Double press the button on your CUBE, phone rings.

**\*The following 3 functions require you to set up a username and password on the app.** You can choose to "Continue as Guest" and a login will not be required and the below functions will not work. As always, all features of the Cube are free and we do not share your information with anyone.

#### -Crowd Find

Mark a Cube as lost and every phone on the Cube network will be looking for your lost item and will send you a private message if your Cube is located.

#### -Locate Cube with more than one phone


Sign into your Cube account from as many phones as you like to locate your Cube or see its last known location. If your Cube is connected to a different phone your app will notify you what phone and give the location. You will have to use the connected phone to ring the Cube. Otherwise turn off Bluetooth on the connected phone and Cube will connect with the next closest phone that is signed into the account and has Bluetooth on. Double pressing the Cube button will only ring the one connected phone.

#### -Locate Cube or Phone from Website


Sign into your Cube account at CubeTracker.com to locate your Cube or Phone

on a computer.

## Selfie

Select a CUBE from the list. Press the  to open up the camera, press the button on your CUBE to take selfie.

## CUBE Settings

You can adjust the settings for each Cube separately by selecting a Cube from the list then press  to open the settings box. Here you can personalize the settings such as

- Name or picture of the Cube
- Phone or Cube notification of connection or disconnection
- Phone alarm settings
- Quiet times and zones
- Ringtones

## Specification:

Dimensions:	L38mm x W38mm x H9mm
Weight:	12g
Wireless:	Bluetooth 4.0 (Bluetooth Low Energy)
Range:	0~150 Feet (Depending on the environment, it's most effective at 30 ft indoor)
Buzzer:	80dB
Battery:	CR2032 button battery
Working Time:	Up to 12 months
Temperature Range:	-4 to 150 Fahrenheit
Water-proof:	IP67

## Supported phone list

Supported Apple Devices using iOS 7 or higher:

iPhone 4S, 5, 5C, 5S, 6, 6P, 6S, 6SP, SE, 7, 7P, 8, 8P, X or later

iPad 3rd Gen, 4th Gen, Air or later

iPad Mini or later

iPod Touch5 or later

Supported Android Devices using 4.4 or higher:

Samsung Galaxy S4, 5, 6, 6E, 7, 7E, 8, 9  
Samsung Note 3, 4, 5, 8  
Nexus 4, 5, 5x, 6, 6p, Pixel, Pixel2  
Moto Droid Turbo, Turbo2, G4  
HTC One M8, M9, U1  
LG G3, G4, G5, G6

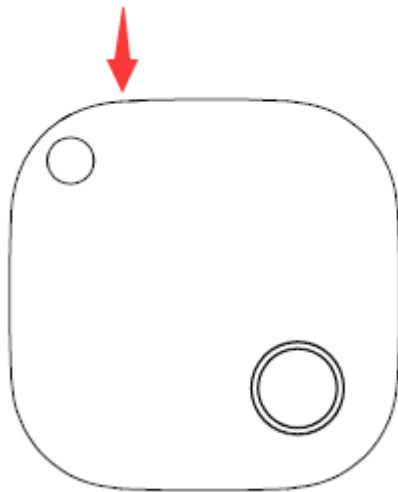
If your device is not on this list but uses Android 4.4 and Bluetooth 4.0, there is a good chance CUBE key finder will work fine, but we are not able to offer the same level of support in troubleshooting scenarios.

### **About Bluetooth Low Energy**

CUBE key finders use Bluetooth Low Energy (BLE) technology to help you locate your items. While Bluetooth technology is a wireless technology, there are significant differences between Bluetooth, Wi-Fi, and GPS technology. The Bluetooth range of CUBE key finder is up to 150 feet. Bluetooth is most effective at the 30 foot range, depending on the environment.

### **Replacing the battery**

1. Open the outer shell using battery replacement tool or small screwdriver.
2. Replace CR2032 battery. Please mind the polarity of battery.
3. Close the outer shell.



Battery Removal Tool (not

required, use small screwdriver. No tool on Cube Pro)

### **Safety and instruction**

1. The CUBE key finder can not be used without installing and running the CUBE Tracker App on your phone.
2. Keep it dry and away from moisture and corrosive material.
3. Do not disassemble this product or attempt to repair or modify it in any way.
4. CHOKING HAZARD-Cubes are not toys, please keep out of reach of young

children.

5. All products have gone through a thorough quality assurance inspection.

6. Always return used batteries to your local battery-recycling center.

### **CUBE Hardware Limited Warranty**

Cube warrants that your Cube hardware product ("the Product") will be free from defects in materials and workmanship for a period of one (1) year from the date of purchase to the original retail purchaser ("the Warranty Period"). If a defect in the Product arises within the Warranty Period, Cube will, at its sole option and subject to applicable laws: (a) repair or replace it with a new or refurbished product or component; or (b) refund the original purchase price upon return of the defective Product. This Warranty does not apply to Products you purchase from unauthorized resellers, or where the instructions for use and activation of the Product are not complied with or where the Product is damaged as a result of abuse, accident modification or other causes beyond our reasonable control.

ALL IMPLIED WARRANTIES OF MERCHANTABILITY OR FITNESS FOR A PARTICULAR PURPOSE WITH RESPECT TO THE PRODUCTS ARE LIMITED TO THE DURATION OF THE APPLICABLE EXPRESS WARRANTY. ALL OTHER EXPRESS OR IMPLIED CONDITIONS, REPRESENTATIONS AND WARRANTIES, INCLUDING ANY IMPLIED WARRANTY OF NON-INFRINGEMENT, ARE DISCLAIMED. Some jurisdictions do not allow limitations on how long an implied warranty last, so the above limitation may not apply to you. This warranty gives you specific legal rights, and you may also have other rights which vary by jurisdiction.

TO THE EXTENT NOT PROHIBITED BY LAW, IN NO EVENT WILL CUBE BE LIABLE FOR ANY LOST DATA OR REVENUE, OR FOR SPECIAL, INDIRECT, CONSEQUENTIAL, INCIDENTAL OR PUNITIVE DAMAGES, HOWEVER CAUSED REGARDLESS OF THE THEORY OF LIABILITY, ARISING OUT OF OR RELATED TO THE USE OF OR INABILITY TO USE THE PRODUCT, EVEN IF CUBE HAS BEEN ADVISED OF THE POSSIBILITY OF SUCH DAMAGES. IN NO EVENT WILL CUBE'S LIABILITY EXCEED THE AMOUNT PAID BY YOU FOR THE PRODUCT.

The foregoing limitations will apply even if any warranty or remedy provided under this Agreement fails of its essential purpose. Some jurisdictions do not allow the exclusion or limitation of incidental or consequential damages, so the above limitation or exclusion may not apply to you.

### **CUBE Refund Policy**

We have worked very hard to create a product you will love and we believe you will love your CUBE product. However, we realize the Product you receive from CUBE may not be exactly what you expected. Should this rare occurrence take

place, the original retail purchaser of the Product may return all Cubes purchased in the original transaction, in their original condition, with the original receipt and packaging, within 30 days of the date of purchase to the original retail purchaser and Cube will exchange it or provide a full refund of the original purchase price. Please note that this policy applies only to Products you purchase directly from Cube or an authorized Cube supplier. This is in addition to your legal rights and your rights under the Cube hardware one (1) year Limited Warranty referred to above.

CUBE Tracker

[www.CubeTracker.com](http://www.CubeTracker.com)

[Info@CubeTracker.com](mailto:Info@CubeTracker.com)